

USER MANUAL


VIN NUMBER & ENGINE CODE LOOKUP GUIDE


**PUBLISHED BY:
USEDENGINE.FORSALE**

used engine
rebuilt to drive again

1. Overview

This guide explains where to find your VIN and engine code, how to read them, and why they matter when buying used parts. Whether you are replacing an engine or transmission, you need exact matches. Close is not enough. If you skip these checks, you risk getting the wrong part. This guide helps you avoid that.





2. Why It Matters

One model year can have three different engines. The VIN and engine code tell you what you really have. Without these, guessing can lead to costly returns or problems during install. We ourselves prefers that the code matches completely. Because this not only saves our time and resources but saves the clients time as well.

3. What Is a VIN

A VIN is the 17-character number assigned to your vehicle when it was built. It is unique. It holds info like the year, make, engine type, body style, and factory location. You can find it in more than one place on your vehicle and on your paperwork.

Example:

1HGCM82633A123456



Breakdown (basic):

- First 3 characters: who built it
- Next 5: model, engine, and body info
- 9th: check digit (used to verify)
- 10th: model year
- 11th: plant code
- Last 6: build sequence

You do not need to memorize this. Just write it down clearly and use it when ordering.



4. Where to Find the VIN

Look at these spots:

- Bottom of windshield (driver side, visible from outside)
- Inside the driver door, on the white or silver sticker
- On your insurance card or registration papers
- Sometimes stamped into the firewall

If one is hard to read, check another.

5. How VIN Helps with Engine ID

The 8th digit in VIN is the one that usually tells the engine type. All other are for different specification. You can check this against a chart or call a dealer. We at [usedengineforsale](https://usedengineforsale.com) also run VIN checks for customers before shipping any parts.


Example:

VIN: 1FAFP42X5WF100321

10th digit "W" = 1998

8th digit "X" = 4.6L V8 (Mustang GT)

This info matters when ordering anything from short blocks to sensors.



6. What Is an Engine Code

This is a separate code found on the engine itself. It confirms exactly what engine is in the car—not just what was supposed to be. It is often stamped into the metal, not printed.

Engine codes are short, like:

- 2GR-FE (Toyota)
- LQ9 (GM)
- B20B (Honda)


These codes tell us what engine family, displacement, and in some cases, emissions setup you have.

7. Where to Find the Engine Code

You will have to look directly at the engine. Common spots include:

- Side of the engine block (left or right)
- Near the head where it meets the block
- Near the transmission bell housing
- Metal tag or etching on the timing cover

Clean off grease and dirt. Use a flashlight. Take a photo once you find it.



8. What You Need to Order a Part

When buying a used engine or transmission, always have these two things ready:

- VIN (from the vehicle)
- Engine code (from the physical engine block)

We also ask for the build date (on the door jamb label) when needed. If anything does not match up, we stop the order and let you know.

9. Other Helpful Numbers

Sometimes you will need more:

- Transmission code – on the transmission housing
- ECU part number – found on the ECU box
- Emissions label – under the hood, tells you if it is California or Federal spec
- Build date – printed on driver door, tells you if it is early or late production

These all help confirm you get the right part.


10. Common Mistakes to Avoid

- Do not go by model alone
- Do not guess the engine type—read the code
- Do not assume the engine was never swapped before
- Do not clean or grind the stamp before recording it
- Do not use pictures from the internet—check your own vehicle

Getting it wrong wastes time and shipping money. Always confirm first.

11. What usedengine.forsale does to Help

- When you order from usedengine.forsale, here is what we do:
- You send the VIN and engine code
- Our team runs a match check
- If we spot a mismatch or odd spec, we contact you
- No part ships unless we confirm it fits your car
- We treat every order as if it is going straight into a running vehicle.



12. Final Notes


Look at your car. Write down what you see. Send us the real numbers. This takes 10 minutes, but it saves hours later. If anything seems off, stop and double-check. That is how proper parts get installed the first time.

If you need help finding a number or reading a code, contact usedengine.forsale. Our team handles these cases every day. We would rather take the time to help than see you end up with the wrong engine.



Thank You

 info@usedengine.forsale



Scan the QR code to
visit our website